


motive

manual tambahan

**SV Ex**





**II 2G Ex h IIC T4 Gb**  
**II 2D Ex h IIIC T135°C Db**  
**Tamb=-20 +40 °C**



**II 2G Ex eb IIC T4 Gb**  
**II 2D Ex tb IIIC T135°C Db**  
**Tamb=-20 +40 °C**



#### Daftar referensi:

Norma (edisi akhir)	Judul
Dir. 2014/34/UE	Peralatan dan Sistem Pelindung yang dimaksudkan untuk digunakan di Lingkungan yang Berpotensi Meledak. Persyaratan Keamanan
IEC 60034-5:2020	Mesin listrik berputar – Bagian 5: Tingkat perlindungan yang diberikan oleh desain integral listrik berputar mesin (kode IP) – Klasifikasi Metode internal Pengujian yang tidak terkait dengan standar, dikembangkan oleh laboratorium atau di bawah spesifikasi klien
EN IEC 60079-0:2018	Atmosfer yang mudah meledak – Bagian 0: Peralatan – Persyaratan umum
EN 14986:2017	Desain kipas yang bekerja di atmosfer yang berpotensi menimbulkan ledakan
EN IEC 80079-36:2016	Atmosfer yang mudah meledak – Bagian 36: Peralatan non-listrik untuk atmosfer yang mudah meledak – Metode dasar dan persyaratan
EN IEC 60079-7:2015/A1:2018	Atmosfer yang mudah meledak – Bagian 7: Perlindungan peralatan dengan peningkatan keselamatan “e”
EN 60079-31:2014	Atmosfer yang mudah meledak – Bagian 31: Perlindungan penyalaan debu peralatan dengan penutup “t”
IEC 60204-1:2018	Safety of machinery – Electrical equipment of machines – Part 1: General requirements
UKSI 2019:696	Keselamatan mesin – Peralatan kelistrikan mesin – Bagian 1: Persyaratan umum

#### Bidang aplikasi

Orang yang diberi wewenang untuk melakukan pekerjaan tersebut bertanggung jawab atas pembagian zona. Ia harus mengikuti norma EN 60079-31, EN60079-14, EN 60079-17 dan EN 60079-19 (bila penerapannya memungkinkan). Endapan debu pada akhirnya tidak boleh memiliki ketebalan > 5mm.

#### Deklarasi kesesuaian

Pernyataan kesesuaian yang dilaporkan dalam adendum ini adalah dokumen yang menyatakan kesesuaian produk terhadap Petunjuk 2014/34/UE.

Keabsahan sertifikat tersebut berkaitan dengan kepatuhan terhadap petunjuk yang ditentukan dalam manual penggunaan dan pemeliharaan, bersama dengan instruksi tambahan berikut.

#### Instruksi tambahan

Orang yang diberi wewenang untuk melakukan pekerjaan di lingkungan yang terkena risiko ledakan harus diberi instruksi tentang hak prosedur penggunaan motor, dengan menghormati semua norma yang berkaitan dengan keselamatan, pemasangan dan penggunaan.

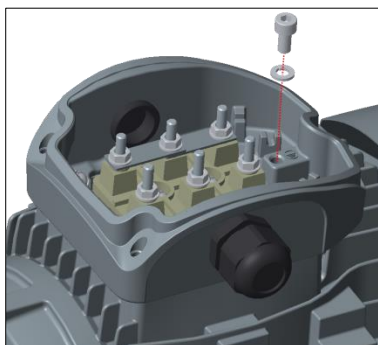
Motor harus dilindungi dari panas berlebih dengan cara pengendalian yang sesuai yang harus dipilih, dengan mempertimbangkan kondisi kerja, sesuai dengan norma EN60079-15, EN60079-0 dan EN60079-31.

Semua kipas pendingin Motive Power SV Ex merupakan standar yang dilengkapi dengan 3 probe suhu PTO 130°C untuk dihubungkan ke perangkat pelepas yang sesuai seperti yang dilaporkan dalam standar EN 50495.


**Dilarang membuka kotak terminal untuk menyambung kabel listrik atau melakukan intervensi apa pun di hadapannya suasana eksplosif. Sebelum melakukan operasi apa pun, putuskan sambungan motor dari catu daya listrik dan menghindari kemungkinan penyalaan motor secara tidak sengaja.**

Sambungan ground harus dilakukan (dengan sekrup galvanis dan ring pegas disertakan) di dalam kotak terminal (gbr.1) dan dengan menggunakan sekrup pada rangka (gbr.2).

Penampang kabel ground yang dihubungkan ke rangka motor harus mempunyai penampang minimal 4 mm<sup>2</sup>.



gambar 1



gambar 2

Untuk pengencangan sekrup ground yang benar, lihat tabel di bawah.

	M4	M5	M6
Nm	2	3,2	5

### Tindakan pencegahan instalasi

Untuk pemasangan Power Cooling mohon diperhatikan hal-hal berikut:

- memastikan tidak ada kerusakan yang terjadi selama pengangkutan.
- lepaskan dengan hati-hati komponen tanam dari bahan pembungkus dan alat pelindung lainnya.
- pastikan nilai tegangan pada plat motor sama dengan tegangan listrik.
- permukaan yang bersentuhan dengan ikatan listrik dan pelat peringkat tidak boleh dipernis.
- pastikan penutup kipas terpasang erat pada badan motor.
- putar rotor secara manual untuk memastikan tidak adanya tarikan apa pun.
- periksa apakah arah putarannya sama dengan yang tertera pada penutup kipas.
- jangan menghalangi ventilasi. Udara yang keluar beserta udara yang berasal dari kelompok lain, tidak boleh segera disedot kembali.
- pastikan grounding motor sudah benar.

### **Perlindungan listrik dan termal**

Perlindungan harus dipilih berdasarkan kondisi pengoperasian tertentu, sesuai dengan standar EN60079-14 dan EN61241-14.

#### **Perlindungan eksternal:**

- Perlindungan terhadap arus lebih dan arus pendek; perlindungan ini dapat dilakukan dengan rangkaian magnetotermik pemutus atau dengan sekering; ini harus dikalibrasi pada arus motor.
- Perlindungan terhadap kelebihan beban dengan relai termal yang mengontrol kontaktor saluran listrik di bagian hulu motor.
- Jika kondisi khusus atau operasi tersinkronisasi dengan mesin atau bagian mesin lain memerlukannya, proteksi terhadap kegagalan atau penurunan daya melalui relai tegangan minimum yang mengontrol sakelar pisau daya otomatis.

#### **Perlindungan internal:**

Perlindungan kelistrikan pada catu daya motor mungkin tidak cukup untuk melindungi terhadap kelebihan beban. Menghubungkan perlindungan bawaan pada belitan memecahkan masalah ini:

- Probe bimetalik PTO (perangkat elektromekanis yang biasanya tertutup menjadi terbuka ketika ambang batas suhu tercapai).

Penyetelan ulang pemutusan ini harus dilakukan secara manual saja, dan tidak secara otomatis. Pengguna, sesuai dengan norma, harus menggunakan relai tripping yang sesuai dengan standar IEC 61508 (tipe Fail Safe).

### **Pelumasan bearing**

Motor dengan bearing pelumasan mandiri berpelindung “ZZ” tidak memerlukan pelumasan berkala.

Umur bantalan berkisar antara 3 hingga 5 tahun sesuai dengan beban aksial dan radial yang dibebankan pada poros dan kondisi lingkungan di mana motor digunakan.

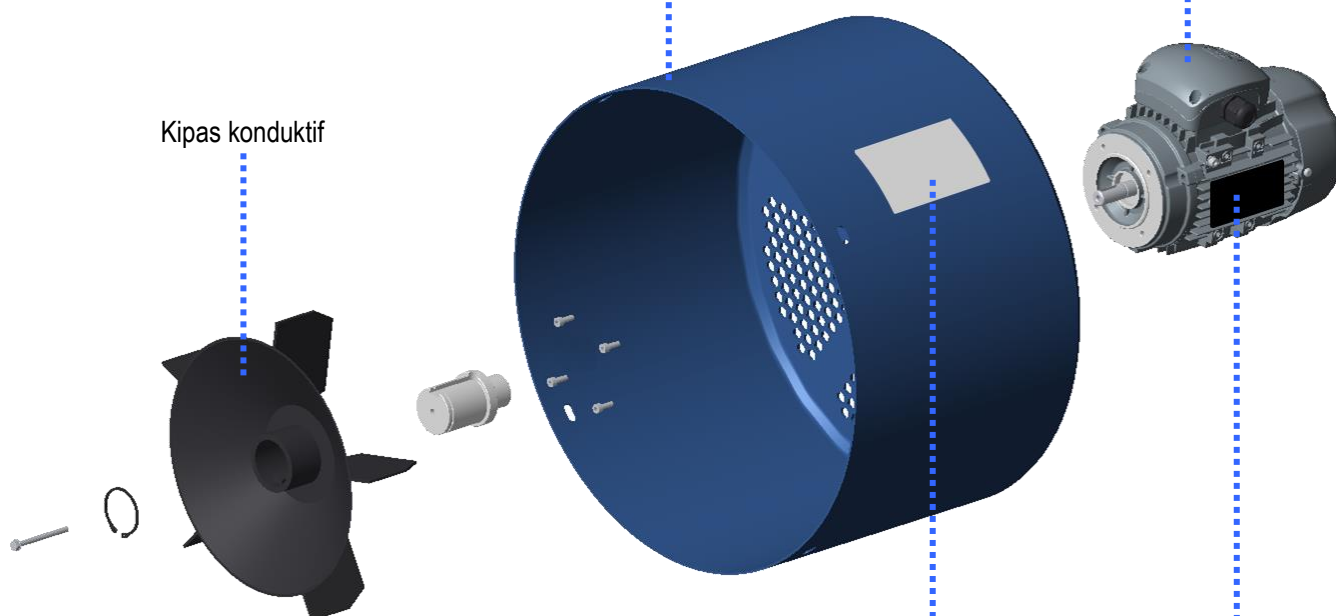
## FITUR KHUSUS DARI PENDINGINAN DAYA SV Ex



Manual Tambahan

Penutup kipas yang diperkuat dengan peningkatan ketebalan

Motive DELPHI 2GD **Ex e** motor



Kipas konduktif

Tanda pabrikan



**motive**  
25014 CASTENEDOLO (BS) - ITALY  
DES. & MADE IN ITALY

**CE**  
0 9 4 8

**KIT SV Ex 2GD**

 II 2G Ex h IIC T4 Gb  
II 2D Ex h IIC T135°C Db  
Tamb= -20 +40°C

**TÜV IT 21 ATEX 112 AR**

Nomor badan yang ternotifikasi


Nomor sertifikat ATEX

Perlindungan terhadap ledakan

Tipe pendingin daya

IP Indeks Perlindungan


Manual Tambahan SV Ex



**motive**  
25014 CASTENEDOLO (BS) - ITALY  
MADE IN ITALY

SEE THE MANUAL  
**CE**  
0 9 4 8  
3-IEC 60034-1

**FOR CONVERTER OPERATION**

 II 2G Ex eb IIC T4 Gb  
II 2D Ex tb IIC T135°C Db  
Tamb= -20 +40°C

**IE 2 TÜV IT 20 ATEX 048 X**

KIT SV		TYPE			N*	
I.C.L. F	IP.65	S1	COSφ	IA/In		
A.V.Y.	Hz	W	rpm	A	m <sup>3</sup> /h	
230/400	50					
240/415	50					
260/440	60					
280/480	60					

3PTO - DE:                      - NDE:

YYMM tanggal produksi  
Nomor serial

## KLASIFIKASI PENDINGINAN DAYA SV Ex

Untuk GAS **G**

<b>CE</b>	<b>Ex</b>	<b>II</b>	<b>2</b>	<b>G</b>	<b>Ex</b>	<b>h</b>	<b>IIC</b>	<b>T4</b>	<b>Gb</b>
①	②	③	④	⑤	⑥	⑦	⑧	⑨	⑩

①	Penandaan CE
②	Kode ATEX untuk pencegahan ledakan
③	Industri permukaan
④	Area yang mungkin terdapat atmosfer eksplosif selama pengoperasian normal (Zona 1)
⑤	Perlindungan terhadap pembakaran gas
⑥	Perlindungan ledakan: Internasional
⑦	Peralatan non-listrik
⑧	Misalnya untuk Hidrogen. Peralatan yang ditandai cocok untuk Grup IIC juga cocok untuk IIB dan IIA
⑨	T4 untuk suhu permukaan maksimum 135°C
⑩	Tingkat perlindungan yang diperluas di zona berbahaya dengan campuran gas yang mudah meledak

Untuk DEBU **D**

<b>CE</b>	<b>Ex</b>	<b>II</b>	<b>2</b>	<b>D</b>	<b>Ex</b>	<b>h</b>	<b>IIIC</b>	<b>T135°C</b>	<b>Db</b>
①	②	③	④	⑤	⑥	⑦	⑧	⑨	⑩

①	Penandaan CE
②	Kode ATEX untuk pencegahan ledakan
③	Industri permukaan
④	Suatu area dimana mungkin terdapat atmosfer yang mudah meledak, dalam bentuk awan debu yang mudah terbakar di udara, selama operasi normal (Zona 21)
⑤	Perlindungan terhadap pembakaran debu
⑥	Perlindungan ledakan: Internasional
⑦	Peralatan non-listrik
⑧	Untuk debu konduktif. Peralatan yang ditandai sesuai untuk Kelompok IIIC juga cocok untuk IIIB dan IIIA
⑨	Suhu permukaan maksimum 135°C
⑩	Tingkat perlindungan yang diperluas di atmosfer debu yang mudah terbakar

## Penandaan kipas motor

Untuk GAS **G**

<b>CE</b>	<b>Ex</b>	<b>II</b>	<b>2</b>	<b>G</b>	<b>Ex</b>	<b>eb</b>	<b>IIC</b>	<b>T4</b>	<b>Gb</b>
①	②	③	④	⑤	⑥	⑦	⑧	⑨	⑩

①	Penandaan CE
②	Kode ATEX untuk pencegahan ledakan
③	Industri permukaan
④	Area yang mungkin terdapat atmosfer eksplosif selama pengoperasian normal (Zona 1)
⑤	Perlindungan terhadap pembakaran gas
⑥	Perlindungan ledakan: Internasional
⑦	Peningkatan keamanan
⑧	Misalnya untuk Hidrogen. Peralatan yang ditandai cocok untuk Grup IIC juga cocok untuk IIB dan IIA
⑨	T4 untuk suhu permukaan maksimum 135°C
⑩	Tingkat perlindungan yang diperluas di zona berbahaya dengan campuran gas yang mudah meledak

Untuk DEBU **D**

<b>CE</b>	<b>Ex</b>	<b>II</b>	<b>2</b>	<b>D</b>	<b>Ex</b>	<b>tb</b>	<b>IIIC</b>	<b>T135°C</b>	<b>Db</b>
①	②	③	④	⑤	⑥	⑦	⑧	⑨	⑩

①	Penandaan CE
②	Kode ATEX untuk pencegahan ledakan
③	Industri permukaan
④	Suatu area dimana mungkin terdapat atmosfer yang mudah meledak, dalam bentuk awan debu yang mudah terbakar di udara, selama operasi normal (Zona 21)
⑤	Perlindungan terhadap pembakaran debu
⑥	Explosion protection: International
⑦	Perlindungan selungkup (kandang)
⑧	Untuk debu konduktif. Peralatan yang ditandai sesuai untuk Kelompok IIIC juga cocok untuk IIIB dan IIIA
⑨	Suhu permukaan maksimum 135°C
⑩	Tingkat perlindungan yang diperluas di atmosfer debu yang mudah terbakar





Motive s.r.l.  
Via Le Ghiselle, 20  
25014 Castenedolo (BS)  
Tel.: +39 030 2677087  
Fax: +39 030 2677125  
motive@motive.it  
www.motive.it

## Declaration of EU Conformity

Motive srl based in Castenedolo (BS) - Italy

declares as manufacturer, under its own exclusive responsibility, that its range of

### Three phase power cooling fans of the series "SV Ex"

complies with the following directives and standards:

- EC Directive **2014/34/EU**: concerning "equipment and Protective systems intended for use in Potentially Explosive Atmospheres"

Marking:



II 2G Ex h IIC T4 Gb  
II 2D Ex h IIC T135°C Db  
Tamb=-20 +40 °C

**Voluntary type examination certificate number**  
(edit by TÜV Italia, Notified Body Number 0948): TÜV IT 21 ATEX 112 AR


as in accordance to the European Standards:

- **IEC 60034-5:2020** Rotating electrical machines – Part 5: Degrees of protection provided by the integral design of rotating electrical machines (IP code) – Classification Internal methods Tests not related to standards, developed by laboratory or under client's specification
- **EN IEC 60079-0:2018** Explosive atmospheres – Part 0: Equipment – General requirements
- **EN 14986:2017** Design of fans working in potentially explosive atmospheres
- **EN ISO/IEC 80079-36:2016** Explosive atmospheres – Part 36: Non-electrical equipment for explosive atmospheres – Basic method and requirements
- **EN IEC 60079-7:2015/A1:2018** Explosive atmospheres – Part 7: Equipment protection by increased safety "e"
- **EN 60079-31:2014** Explosive atmospheres – Part 31: Equipment dust ignition protection by enclosure "t"
- **IEC 60204-1:2018** Safety of machinery – Electrical equipment of machines – Part 1: General requirements

The machines are supplied without electrical connections to the control panels or any pneumatic and hydraulic supply connections.

It is therefore forbidden to use them until the plant into which they are incorporated has been declared as compliant with the provisions of the Machinery Directive **2006/42/EC** and Directive **2014/34/EU** and plant's analysis was not done as compliant with Directive **99/92/EC**.

Castenedolo, 10<sup>th</sup> September 2021  
The legal Representative







# DICHIARAZIONE DECLARATION

CERTIFICAT

CERTIFICADO

СЕРТИФИКАТ

認證證書

CERTIFICATE

ZERTIFIKAT

- [1] **AVVISO DI RICEVIMENTO**  
*ACKNOWLEDGEMENT OF RECEIPT*
- [2] **Apparecchiature o Sistemi di Protezione destinati ad essere utilizzati in atmosfere potenzialmente esplosive Direttiva 2014/34/UE**  
*Equipment or Protective System or Component intended for use in potentially explosive atmospheres Directive 2014/34/EU*
- [3] Numero dell'avviso di ricevimento: **TÜV IT 21 ATEX 112 AR**  
*Acknowledgement of receipt number:*
- [4] Apparecchiatura o sistema di protezione:  
*Equipment or protective system:*  
**Servoventilazione trifase per motori elettrici serie SV Ex**  
*Three-phase power cooling for electric motors series SV Ex*
- [5] Identificazione del fascicolo tecnico data dal richiedente:  
*Technical file reference given by applicant:*  
**FASCICOLO TECNICO SERVOVENTILAZIONI ATEX 2GD FT\_SVEX2GD**  
*ATEX 2GD POWER COOLING TECHNICAL FILE FT\_SVEX2GD*
- 

**II 2G Ex h IIC T4 Gb**  
**II 2D Ex h IIIC T135°C Db**  
**Tamb=-20 +40 °C**
- [6] Richiedente / *Applicant:* **MOTIVE S.r.l.**  
**Via Le Ghiselle 20**  
**IT - 25014 CASTENEDOLO, BS**
- [7] Costruttore / *Manufacturer:* **MOTIVE S.r.l.**  
**Via Le Ghiselle 20**  
**IT - 25014 CASTENEDOLO, BS**
- [8] Il TÜV Italia, organismo notificato n° 0948 in conformità Direttiva 2014/34/UE del Consiglio dell'Unione Europea del 26 Febbraio 2014, avvisa il richiedente di aver ricevuto il fascicolo tecnico relativo all'apparecchiatura o sistema di protezione sopra citato in accordo alla procedura definita all'articolo 13 paragrafo 1-b-ii della Direttiva 2014/34/UE.  
*TÜV Italia, notified body n° 0948 in accordance with the Council Directive 2014/34/EU of 26 February 2014, notifies to the applicant to have received the technical file relates to the equipment or protective system above mentioned according to procedure defined to Article 13 paragraph 1-b-ii of the Directive 2014/34/EU.*

**Data prima emissione / First issue date: 29/10/2021**

**Data emissione / Issue date: 29/10/2021**

**Data scadenza / Expiry date: 28/10/2031**

**TÜV ITALIA Srl**  
Organismo Notificato No. 0948  
Notified Body, No. 0948



PRD N° 081B

Membro degli Accordi di Mutuo Riconoscimento  
EA, IAF e ILAC  
Signatory of EA, IAF and ILAC Mutual  
Recognition Agreements




**Questa dichiarazione può essere riprodotta solo integralmente e senza alcuna variazione.**  
*This declaration may only be reproduced in its entirety and without any change.*



Motive s.r.l.  
Via Le Ghiselle, 20  
25014 Castenedolo (BS)  
Tel.: +39 030 2677087  
Fax: +39 030 2677125  
motive@motive.it  
www.motive.it

## Declaration of UK Conformity

Motive srl based in Castenedolo (BS) - Italy

declares as manufacturer, under its own exclusive responsibility, that its range of

### Three phase power cooling fans of the series "SV Ex"

complies with the following directives and standards:

- Directive **UKSI 2016:1107** as amended by **2019:696**: concerning "equipment and Protective systems intended for use in Potentially Explosive Atmospheres"

Marking:



**II 2G Ex h IIC T4 Gb**  
**II 2D Ex h IIIC T135°C Db**  
**Tamb=-20 +40 °C**

**Voluntary type examination certificate number TÜV BAPT 23 UKEX UKEX000022 i01AR**  
**(edit by TÜV SÜD BAPT, UK Approved Body Number 0168):**


as in accordance to the European Standards:

- **BS EN IEC 60034-5:2020** Rotating electrical machines – Part 5: Degrees of protection provided by the integral design of rotating electrical machines (IP code) – Classification Internal methods Tests not related to standards, developed by laboratory or under client's specification
- **BS EN IEC 60079-0:2018** Explosive atmospheres – Part 0: Equipment – General requirements
- **BS EN 14986:2017** Design of fans working in potentially explosive atmospheres
- **BS EN ISO 80079-36:2016** Explosive atmospheres – Part 36: Non-electrical equipment for explosive atmospheres – Basic method and requirements
- **BS EN IEC 60079-7:2015/A1:2018** Explosive atmospheres – Part 7: Equipment protection by increased safety "e"
- **BS EN 60079-31:2014** Explosive atmospheres – Part 31: Equipment dust ignition protection by enclosure "t"
- **BS EN 60204-1:2018** Safety of machinery – Electrical equipment of machines – Part 1: General requirements

The machines are supplied without electrical connections to the control panels or any pneumatic and hydraulic supply connections.

It is therefore forbidden to use them until the plant into which they are incorporated has been declared as compliant with the provisions of the Machinery Directive **2006/42/EC** and Directive **2014/34/EU** and plant's analysis was not done as compliant with Directive **99/92/EC**.

Castenedolo, 1<sup>st</sup> January 2023  
The legal Representative





TUV SUD B A B T Unlimited, Octagon House, Concorde Way, Segensworth North, Fareham, Hants, PO15 5RL, UK

Your ref:	Our ref:	Phone-ext/E-Mail	Date	Page
722305812-FanCover / activity TUV IT	UKEX000022 i01	+39 0444 218218	09/01/2023	1 of 1

**MOTIVE S.r.l.**  
Via Le Ghiselle, 20 – 25014 Castenedolo (BS) - ITALY

Dear MOTIVE S.r.l.,

**Receipt and Storage of Technical Documentation**

**UKEX000022 i01**

Equipment	Product Description	Documentation Reference
Reinforced fan cover for electric motors	SV Ex Series  Ex marking: II 2G Ex h IIC T4 Gb II 2D Ex h IIIC T135°C Db	TECHNICAL FILE name: <i>Fascicolo Tecnico Servoventilazioni (incl. UKCA)_TUV IT 21 ATEX 112 AR Rev00.zip</i>
File Receipt Date	Period of Manufacture	Storage expiry date
09/01/2023	10 years	08/01/2033

This is to confirm receipt and storage of Technical Documentation for the product listed above, in accordance with the Equipment and Protective Systems intended for use in Potentially Explosive Atmospheres Regulations 2016, UKSI 2016:1107 (as amended by UKSI 2019:696).

MOTIVE S.r.l. have made available technical documentation as per the requirements of Module A, Internal Production Control as stated in Regulation 39 (1)(b)(ii)(bb). TUV SUD B A B T do not take any responsibility for the validity of the information provided within the technical file by the manufacturer on which parts of the assessment must be based upon. TUV SUD B A B T have not verified whether all documentation provided is correct and complete.

Any modification to the product affecting the safety integrity and product as indicated within the product description referenced, must be included within the technical file and updated.

The file will be held for 10 years after the expiry date, but no further products can be placed on the market after the expiry date.

MOTIVE S.r.l. have agreed to comply with the TUV SUD Testing and Certification Regulations as a contract condition (a copy which can be obtained from TUV SUD B A B T Unlimited).

Yours sincerely

**TUV SUD B A B T Unlimited**

Nicola Friso (Technical Certifier)

*Nicola Friso*  
2023-03-08



Motive s.r.l.  
Via Le Ghiselle, 20  
25014 Castenedolo (BS)  
Tel.: +39 030 2677087  
Fax: +39 030 2677125  
motive@motive.it  
www.motive.it

## Declaration of EU Conformity

Motive srl based in Castenedolo (BS) - Italy

declares as manufacturer, under its own exclusive responsibility, that its range of

### asynchronous electric motors of the series "DELPHI"

complies with the following directives and standards:

- EC Directive **2014/34/EU**: concerning "equipment and Protective systems intended for use in Potentially Explosive Atmospheres"

Marking:



II 2G Ex eb IIC T4 Gb  
II 2D Ex tb IIIC T135°C Db  
Tamb=-20 +40 °C

Marking\*:



II 2G Ex eb IIC T3 Gb  
II 2D Ex tb IIIC T135°C Db  
Tamb=-20 +50 °C

\* Marking applicable only on DELPHI Ex IE3 motors

**Certificate Number (edit by TÜV Italia, Notified Body Number 0948): TÜV IT 20 ATEX 048 X**  
**System Certificate Number (edit by TÜV Italia, Notified Body Number 0948): TÜV IT 21 ATEX 021 Q**


as in accordance to the European Standards:

- **IEC 60034-5:2020** Rotating electrical machines – Part 5: Degrees of protection provided by the integral design of rotating electrical machines (IP code) – Classification Internal methods Tests not related to standards, developed by laboratory or under client's specification
- **EN IEC 60079-0:2018** Explosive atmospheres – Part 0: Equipment – General requirements
- **EN IEC 60079-7:2015/A1:2018** Explosive atmospheres – Part 7: Equipment protection by increased safety "e"
- **EN 60079-31:2014** Explosive atmospheres – Part 31: Equipment dust ignition protection by enclosure "t"
- **IEC 60204-1:2018** Safety of machinery – Electrical equipment of machines – Part 1: General requirements

The machines are supplied without electrical connections to the control panels or any pneumatic and hydraulic supply connections.

It is therefore forbidden to use them until the plant into which they are incorporated has been declared as compliant with the provisions of the Machinery Directive **2006/42/EC** and Directive **2014/34/EU** and plant's analysis was not done as compliant with Directive **99/92/EC**.

Castenedolo, 19<sup>th</sup> March 2021  
The legal Representative







# CERTIFICATE

CERTIFICAT

CERTIFICADO

СЕРТИФИКАТ

認證證書

CERTIFICATE

ZERTIFIKAT

- [1] **EU-TYPE EXAMINATION CERTIFICATE**
- [2] **Equipment or Protective System intended for use in potentially explosive atmospheres Directive 2014/34/EU**
- [3] EU-Type Examination Certificate number:  
**TÜV IT 20 ATEX 048 X**
- [4] **Equipment:** Three-phase asynchronous electric motors DELPHI series
- [5] **Manufacturer:** MOTIVE S.r.l.
- [6] **Address:** Via Le Ghiselle 20  
25014 CASTENEDOLO (BS) Italia
- [7] This equipment or protective system and any acceptable variation thereto is specified in the schedule to this certificate and the documents therein referred to.
- [8] TÜV Italia, notified body no. 0948 in accordance with Article 17 of Directive 2014/34/EU of the European Parliament and of the Council, dated 26 February 2014, certifies that this product has been found to comply with the Essential Health and Safety Requirements relating to the design and construction of products intended for use in potentially explosive atmospheres given in Annex II to the Directive.
- The examination and test results are recorded in confidential report no. R 20 EX 046
- [9] Compliance with the Essential Health and Safety Requirements has been assured by compliance with:  
**EN IEC 60079-0:2018 EN IEC 60079-7:2015/A1:2018 EN 60079-31:2014**
- [10] If the sign "X" is placed after the certificate number, it indicates that the equipment or protective system is subject to special conditions for safe use specified in the schedule to this certificate.
- [11] This EU - TYPE EXAMINATION CERTIFICATE relates only to the design and construction of the specified product. Further requirements of the Directive apply to the manufacturing process and supply of this product. These are not covered by this certificate.
- [12] The marking of the product shall include the following:


 II 2G Ex eb IIC T4 Gb  
II 2D Ex tb IIIC T135°C Db

Tamb: -20° +40 °C


**Alternative marking for IE3 series**  
II 2G Ex eb IIC T3 Gb  
II 2D Ex tb IIIC T135°C Db

Tamb -20 +50 °C

This certificate may only be reproduced in its entirety and without any change, schedule included.


Issue date: 17<sup>th</sup> February 2021



PRD N° 081B

 Membro degli Accordi di Mutuo Riconoscimento  
EA, IAF e ILAC  
Signatory of EA, IAF and ILAC Mutual  
Recognition Agreements

 TÜV Italia S.r.l.  
Notified body N° 0948



 Industry Service - Real Estate & Infrastructure  
Managing Director

TÜV Italia has been authorized by Italian government to operate as notified body for the certification of equipment or protective system intended for use in potentially explosive atmospheres. This document is not valid without official signature and logo. The internal reference code is 722228711.

page 1 of 7

PEX-01-M002\_r07 del 29/03/2018



Motive s.r.l.  
Via Le Ghiselle, 20  
25014 Castenedolo (BS)  
Tel.: +39 030 2677087  
Fax: +39 030 2677125  
motive@motive.it  
www.motive.it

## Declaration of UK Conformity

Motive srl based in Castenedolo (BS) - Italy

declares as manufacturer, under its own exclusive responsibility, that its range of

**asynchronous electric motors of the series "DELPHI"**

complies with the following directives and standards:

- Directive UKSI 2016:1107 as amended by 2019:696: concerning "equipment and Protective systems intended for use in Potentially Explosive Atmospheres"

Marking:



II 2G Ex eb IIC T4 Gb  
II 2D Ex tb IIIC T135°C Db  
Tamb=-20 +40 °C

Marking\*:



II 2G Ex eb IIC T3 Gb  
II 2D Ex tb IIIC T135°C Db  
Tamb=-20 +50 °C

\* Marking applicable only on DELPHI Ex IE3 motors


UK Type Examination Certificate (issued by TUV SUD BABT, Approved Body Number 0168):  
TUV SUD 23 UKEX 000024 X

Quality Assurance Certificate (ATEX QAN issued by TUV ITALIA, Notified Body Number 0948):  
TUV IT 21 ATEX 021 Q

as in accordance to the Designated Standards:

- BS EN IEC 60034-5:2020 Rotating electrical machines – Part 5: Degrees of protection provided by the integral design of rotating electrical machines (IP code) – Classification Internal methods Tests not related to standards, developed by laboratory or under client's specification
- BS EN IEC 60079-0:2018 Explosive atmospheres – Part 0: Equipment – General requirements
- BS EN IEC 60079-7:2015/A1:2018 Explosive atmospheres – Part 7: Equipment protection by increased safety "e"
- BS EN 60079-31:2014 Explosive atmospheres – Part 31: Equipment dust ignition protection by enclosure "t"
- BS EN 60204-1:2018 Safety of machinery – Electrical equipment of machines – Part 1: General requirements

Castenedolo, 1<sup>st</sup> January 2023  
The legal Representative







# 1 UK Type Examination Certificate

2 Product or Protective System Intended for use in Potentially Explosive Atmospheres  
UKSI 2016:1107 (as amended) – Schedule 3A, Part 1

3 Type Examination TUV SUD 23 UKEX 000024 X Issue: i01  
 Certificate No.:  
 4 Product Three-phase asynchronous electric motors DELPHI series  
 5 Manufacturer MOTIVE S.r.l.  
 6 Address Via Le Ghiselle, 20 – 25014 Castenedolo (BS) - ITALY

7 This product and any acceptable variation thereto is specified in the schedule to this certificate and the documents therein referred to.

8 TUV SUD BABT Unlimited, Approved Body no.0168 in accordance with Regulation 42 of the Equipment and Protective Systems Intended for use in Potentially Explosive Atmospheres Regulations 2016, UKSI 2016/1107 (as amended) certifies that this product has been found to comply with the Essential Health and Safety Requirements relating to the design and construction of products intended for use in potentially explosive atmospheres given in schedule 1 of the regulations.

The examination and test results are recorded in confidential report no. TR-722305814 (Delphi)

9 Compliance with the Essential Health and Safety Requirements has been assured by compliance with:  
 EN IEC 60079-0:2018 EN IEC 60079-7:2015/A1:2018 EN 60079-31:2014

Except in respect of those requirements listed at section 18 of the schedule to this certificate.

10 If the sign "X" is placed after the certificate number, it indicates that the product is subject to specific conditions of use specified in the schedule to this certificate.

11 This TYPE EXAMINATION CERTIFICATE relates only to the design and construction of the specified product. Further requirements of the Regulations apply to the manufacturing process and supply of this product. These are not covered by this certificate.

12 The marking of this product shall include the following:



II 2G Ex eb IIC T4 Gb  
 II 2D Ex tb IIIC T135°C Db  
 Tamb: -20° +40 °C



**Alternative marking for IE3 series**  
 II 2G Ex eb IIC T3 Gb  
 II 2D Ex tb IIIC T135°C Db  
 Tamb -20 +50 °C

This certificate and its schedules may only be reproduced in its entirety and without change.

Issue Date: 15/03/2023

TUV SUD BABT Unlimited  
 Approved Body N° 0168



Frank Zhu

TUV SUD BABT has been authorized by the UK government to operate as an Approved Body for the certification of equipment or protective system intended for use in potentially explosive atmospheres. This document is not valid without official signature and logo.

This certificate has been issued in accordance with the TÜV SÜD Testing and Certification Regulations  
 TÜV SUD BABT Unlimited • Octagon House • Concorde Way • Fareham • Hampshire • PO15 5RL • United Kingdom



Italia

# NOTIFICATION

[1] **PRODUCT QUALITY ASSURANCE NOTIFICATION**

[2] **Equipment or Protective System or Component intended for use  
in potentially explosive atmospheres  
Directive 2014/34/EU**

[3] Notification number:

**TÜV IT 21 ATEX 021 Q**

[4] Equipment or Component as listed: Electric Motor, Frequency Converter

Protection concepts: "e" and "t"

[5] Manufacturer: MOTIVE S.r.l.  
Via Le Ghiselle, 20  
I-25014 Castenedolo (BS) - ITALIA

[6] Sites audited: identical

[7] TÜV Italia, notified body no. 0948 in accordance with the Council Directive 2014/34/EU of 26 February 2014, notifies that the manufacturer has a product quality assurance system which complies to Annex VII of the Directive.

[8] This notification is based on audit report no. R 21 EX 015 issued on 02.03.2021

This notification can be withdrawn if the manufacturer no longer satisfies the requirement of Annex VII.

Results of periodical re-assessment of the quality system are a part of this notification.

[9] This notification is valid until <01.03.2024> and can be withdrawn if the Manufacturer does not satisfy the production quality assurance re-assessment.

[10] According to Article 16 paragraph 3 of the Directive 2014/34/EU the CE marking shall be followed by the identification no. 0948 identifying the notified body involved in the production control stage.

This notification may only be reproduced in its entirety and without any change.

First issue date: 26.03.2021

Issue date: 26.03.2021



PRD N° 081B

Membro degli Accordi di Mutuo Riconoscimento  
EA, IAF e ILAC  
Signatory of EA, IAF and ILAC Mutual  
Recognition Agreements



**TÜV Italia S.r.l.**  
**Notified Body N° 0948**



**Alberto Carelli**

**Industry Service - Real Estate & Infrastructure  
Managing Director**

TÜV Italia has been authorized by Italian government to operate as notified body for the certification of equipment or protective system intended for use in potentially explosive atmospheres. This document is not valid without official signature and logo. The internal reference code is 72223318

page 1 of 2

PEX-01-M011\_r10 del 07/08/2018

TÜV Italia • Gruppo TÜV SÜD • Via Carducci 125, Pal. 23 • 20099 Sesto San Giovanni (MI) • Italia • www.tuvsud.com/it



CERTIFICAT

CERTIFICADO

СЕРТИФИКАТ

認證證書

CERTIFICATE

ZERTIFIKAT